


Dilution™

SOLUTIONS




 **ETATRON**

METERING PUMPS

DLX Series and
DLXB Series



DLX/DLXB



The DLX and DLXB Series

Solenoid Metering Pumps

The DLX and DLXB Series can be used in a wide variety of applications. It's simple to operate, durable and economical. They feature:

- Manual air bleed pump head for fast priming
- Floating level switch (upon request for MA/AD model)
- Max 120 impulses per minute
- 6.5 ft. suction height
- 120 or 230 V - 50/60 Hz
- IP65 acid resistant housing
- Long lasting unique one piece PTFE diaphragm design
- Wall mounted (DLX) or foot mounted (DLXB)
- Flashing LED to indicate pump is working
- Compact design
- LED indicators

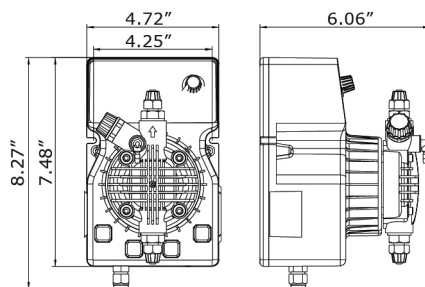
Specification Chart

VERSION NUMBER	FLOW RATE		PRESSURE		OUTPUT
	GPH	LPH	PSI	BAR	ML
0115	0.26	1	217	15	0.14
	0.53	2	145	10	0.28
	0.78	3	72	5	0.42
0220	0.53	2	290	20	0.28
0507	1.32	5	101	7	0.69
	1.59	6	72	5	0.83
	2.12	8	29	2	1.11
0810	2.12	8	145	10	1.11
	2.64	10	101	7	1.39
	3.17	12	43	3	1.67
1504	3.96	15	58	4	2.08
2003	5.26	20	43	3	2.60

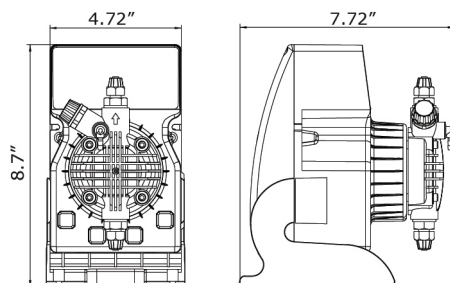
Installation

SAMPLE INSTALLATION			
A	Main Pipeline	F	Dosing Pump
B	Injection Valve	G	Tank
C	Back Pressure Valve	H	Foot Filter
D	Pressure Gauge	I	Low Level Float Switch
E	Relief Valve		

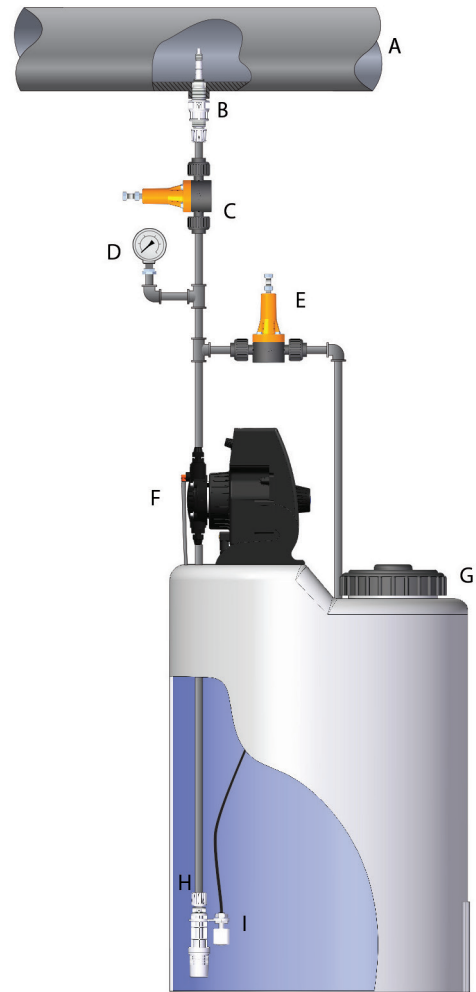
DLX Wall Mounted



DLXB Foot Mounting



NEMA 5-15 120 Volt
NEMA 6-15 230 Volt



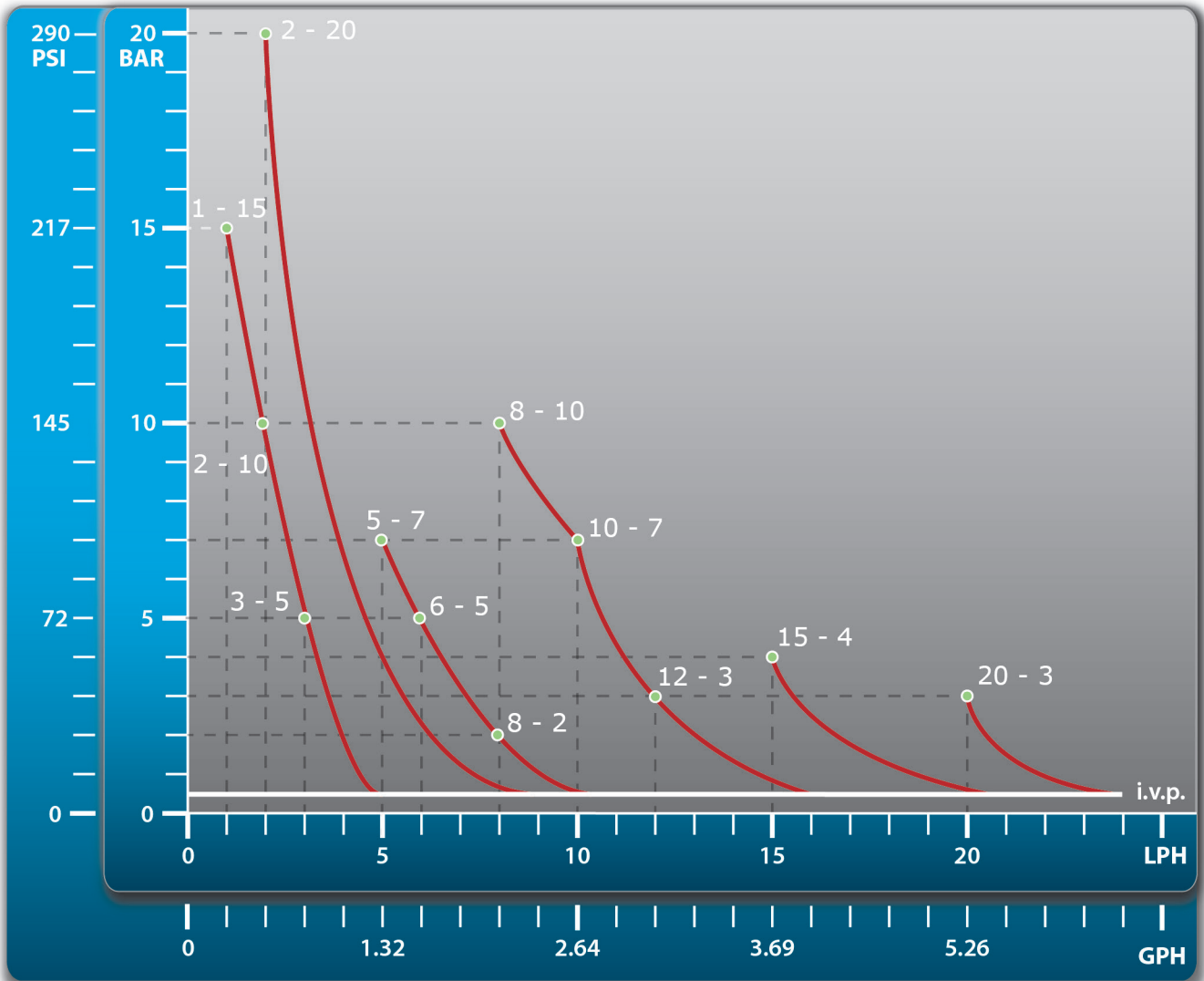
Control Options

<p align="center">MA/AD</p> <p align="center">Analog Metering Pump</p> <ul style="list-style-type: none"> Manual flow rate adjustment 0 - 100% and 0 - 20% Level input control (probe not included) optional 120 V unit - CSA Certified 	<p align="center">MA/MB</p> <p align="center">Microcontroller Metering Pump</p> <ul style="list-style-type: none"> Digitally adjustable 0 - 100% Level input control sensor Probe sold separately CSA Certified 	<p align="center">CC/M</p> <p align="center">Proportional Metering Pump</p> <ul style="list-style-type: none"> Digitally adjustable 0 - 100% Level input control sensor Probe sold separately Programmable via 4 - 20 mA input CSA Certified 	<p align="center">VFT/MBB</p> <p align="center">Proportional Metering Pump</p> <ul style="list-style-type: none"> Digitally adjustable 0 - 100% Level input control sensor Probe sold separately Reed water meter input Relay output Programmable dosing from water meter signal
			<p align="center">Manual stroke length adjustment available upon request for DLXB version.</p>
<p align="center">MF/M</p> <p align="center">Multifunction Metering Pump</p> <ul style="list-style-type: none"> Digitally adjustable 0 - 100% Level input control sensor Probe sold separately Flow sensor input Programmable via 4 - 20 mA input Reed water meter input Relay output Password protection CSA Certified 	<p align="center">PH-Rx-CL/M</p> <p align="center">Microcontroller Metering Pump</p> <ul style="list-style-type: none"> Digitally adjustable 0 - 100% Level input control sensor Probe sold separately pH input Redox input (ORP) Chlorine input Temperature probe Relay output Programmable output 4 - 20 mA Proximity switch separate Password protection CSA Certified 	<p align="center">PH-Rx-MBB</p> <p align="center">Microcontroller Metering Pump</p> <ul style="list-style-type: none"> Digitally adjustable 0 - 100% Level input control sensor Probe sold separately pH input Redox input (ORP) Password protection CSA Certified 	

Parts

WETTED PARTS	MATERIALS
Pump Head	Polypropylene (PPL), PVDF (Optional)
Diaphragm	PTFE (Teflon®)
Suction Tube	PVC
Valves	FPM (Viton®), EPDM (Dutral®) optional
Seals	FPM (Viton®), EPDM (Dutral®) optional
Discharge Tube	Polyethylene (PE)

Curves Flow Rate vs. Pressure



Dilution™ SOLUTIONS

Serving North and Central America

2090 Sunnydale Blvd. • Clearwater, FL 33765
800-451-6628 • 1-727-451-1198 • Fax: 1-727-451-1197

www.dilutionsolutions.com

ISO 9001 Certified